

# EMILUX LIGHTING TECHNOLOGY CO.,LTD

---

Factory Add:A building,guanhuang road 1#,hengjiaotuo village,gaobu Town,DongGuan City,GuangDong Province,China.523269

[Http://www.emiluxled.com](http://www.emiluxled.com), info@emiluxled.com

---



## LED SPOT LIGHT DATASHEET

# EMILUX LIGHTING TECHNOLOGY CO.,LTD


---

Factory Add:A building,guanhuang road 1#,hengjiaotuo village,gaobu Town,DongGuan City,GuangDong Province,China.523269

[Http://www.emiluxled.com](http://www.emiluxled.com), info@emiluxled.com

---

## Pro Hotel Spot lights



<b>PART NO.</b>	ES4141
<b>DESCRIPTION</b>	Pro hotel Spot lights max 2*12W
<b>DATE</b>	2023.02.06
	triac/0-10v/dali dimming optional

# EMILUX LIGHTING TECHNOLOGY CO.,LTD

Factory Add:A building,guanhuang road 1#,hengjiaotuo village,gaobu Town,DongGuan City,GuangDong Province,China.523269

[Http://www.emiluxled.com](http://www.emiluxled.com), info@emiluxled.com

## ● Datasheet:

Type	Product:	Pro hotel Spot light
	Model No.:	ES4141
Electronical	Input Voltage:	220-240V/AC
	Frequency:	50Hz
	Power:	max 2*12W
	Power Factor:	0.9
	Total Harmonic Distortion:	< 5%
	Certificates:	CE,Rohs,ERP
Optical	Cover Material:	PC
	Beam Angle:	15/24/36/60 °
	LED Quantity:	1pcs
	LED Package:	Bridgelux
	Luminous Efficiency:	75
	Color Temperature:	3000K/4000K/5000K
	Color Render Index:	90/95
Lamp Structure	Housing Material:	Aluminium diecasting
	Diameter:	Φ177*87*91mm
	Installation Hole:	Hole Cut 180*90mm
Surface Finished	Finished	powder painting(white color/customized color)
Water proof	IP	IP65
Others	Installation Type:	Recessed Type (refer to the Manual)
	Application:	Hotels, Supermarkets, Hospital, Aisles, Metro Station, Restaurants, Offices etc.
	Ambient Humidity:	≥80%R.H.
	Ambient Temperature:	-10℃ ~ +40℃
	Storage Temperature:	-20℃ ~ 50℃
	Housing Temperature (working):	<70℃ (Ta=25℃)
	Lifespan:	50000H

# EMILUX LIGHTING TECHNOLOGY CO.,LTD

Factory Add:A building,guanhuang road 1#,hengjiaotuo village,gaobu Town,DongGuan City,GuangDong Province,China.523269

[Http://www.emiluxled.com](http://www.emiluxled.com), info@emiluxled.com

## Remarks :

1. All pictures&data above are only for your reference, models may slightly differ due to factory operation.
2. According to demand of Energy Star Rules and other Rules, Power Tolerance  $\pm 10\%$  and CRI  $\pm 5$
- 3.Lumen Output Tolerance 10%
4. Beam Angle Tolerance  $\pm 3^\circ$  (angle below  $25^\circ$ ) or  $\pm 5^\circ$  (angle above  $25^\circ$ )
5. All Data were gained at Ambient Temperature  $25^\circ\text{C}$

- **Dimension:** (unit:mm  $\pm 2\text{mm}$ , The following picture is a reference picture)

Model	Diameter ①(caliber)	Diameter ② (Maximum outer diameter)	Height (mm) ③	Suggested Hole Cut	Net Weight ( Kg )	Remark
ES4141	177	87	91	180*90	0.39	

- **Installation: (Notes on installation and wiring)**

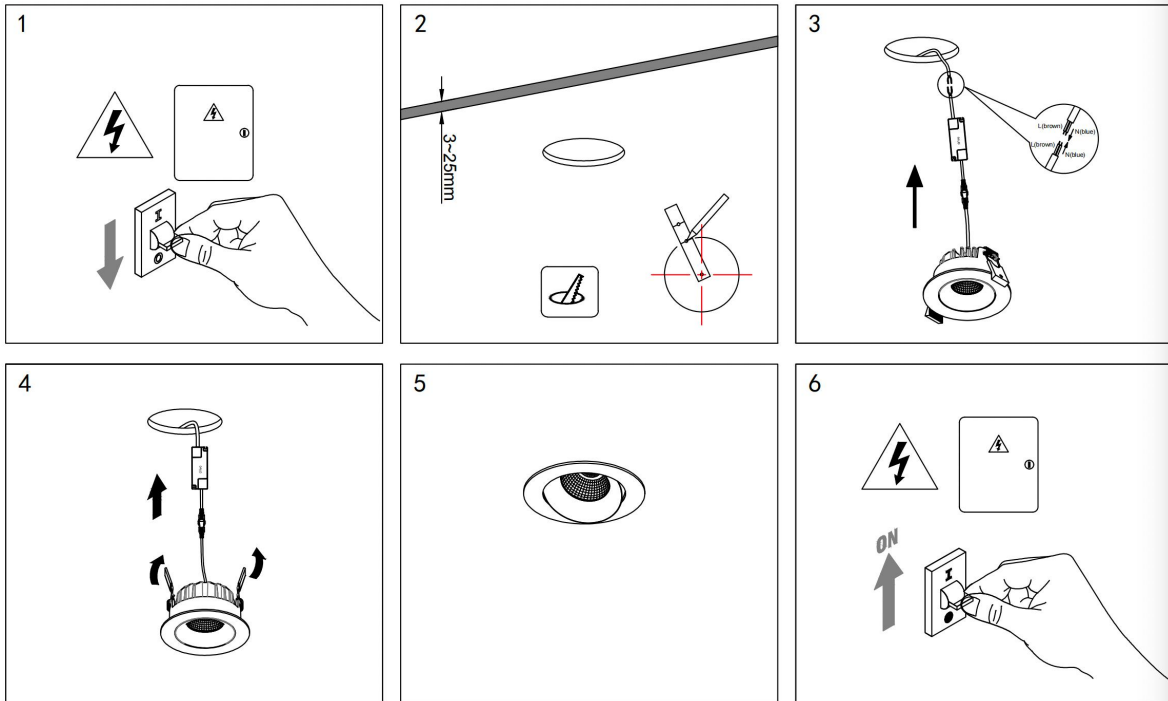
Please pay more attention to the below instructions while installation, in order to avoid any possible Fire Hazard, Electric Shock or Personal harm.



# EMILUX LIGHTING TECHNOLOGY CO.,LTD

Factory Add:A building,guanhuang road 1#,hengjiaotuo village,gaobu Town,DongGuan City,GuangDong Province,China.523269

[Http://www.emiluxled.com](http://www.emiluxled.com), info@emiluxled.com



## Instructions:

1. Cut off Electricity before installation.
2. Please do not block any objects on the lamp (distance scale within 70mm), which will definitely affect heat emission while lamp's working
3. Please double check before getting electricity on if wiring is 100% OK, make sure Voltage for lamp is right and no Short-Circuit.

## ● Wiring:

The Lamp can be directly connected to City Electric Supply and there'll be detailed User's Manual and Wiring Diagram.

## Warning:

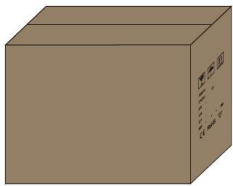
# EMILUX LIGHTING TECHNOLOGY CO.,LTD

Factory Add:A building,guanhuang road 1#,hengjiaotuo village,gaobu Town,DongGuan City,GuangDong Province,China.523269

[Http://www.emiluxled.com](http://www.emiluxled.com), info@emiluxled.com

1. The Lamp is only for Indoor and Dry application, keep away from Heat, Steam, Wet, Oil, Corrosion etc, which may affect its permanence and shorten the lifespan.
2. Please strictly follow the instructions while installation to avoid any Hazard or damages.
3. Any installation, check or maintenance should be done by professional, please do not DIY if without enough related knowledge.
4. For better and long performance, please clean the lamp at least every half year with soft cloth. (Do not use Alcohol or Thinner as cleaner which may damage the lamp surface)
5. Do not expose the lamp under strong sunshine, heat sources or other high-temperature places, and storage boxes cannot be piled up exceeding the requirements.

## ● Carton Box Dimension:



Package	Dimension )
	LED Downlight
Inner Box	86*86*50mm
Outer Box	420*420*200mm 30PCS/carton
Net Weight	16kg
Gross Weight	17.8kg
<b>Remarks :</b> <ol style="list-style-type: none"><li>1. If the loading qty less than 48pcs in a carton, pearl cotton material should be used to fill remaining space.</li><li>2. Accepted Loading Level is 6 (refer to the actual shown on carton box)</li><li>3. The package can be as per customer's specific demand.</li><li>4. All package data are only for reference, it may be differ due to actual packing situation.</li></ol>	

## Appication:

Hotels, Supermarkets, Hospital, Aisles, Metro Station, Restaurants, Offices etc.